



a


A

a a

A




A blue cursive lowercase letter 'b' is shown on a grid. It features a small circle at the bottom left of the stem, indicating the starting point for writing. The letter has a tall, narrow loop at the top and a small tail at the bottom right.





A red cursive uppercase letter 'B' is shown on a grid. It features two small circles at the top left of the stem, indicating the starting point for writing. The letter has a tall, narrow stem with two large, rounded loops on the right side.



A green printed lowercase letter 'b' is shown on a grid. It has a simple, rounded shape with a vertical stem on the left and a circular bowl on the right.



A green printed uppercase letter 'B' is shown on a grid. It has a simple, rounded shape with a vertical stem on the left and two rounded bowls on the right.



d

D

d





D

e

E

e

E






A cursive lowercase letter 'g' drawn in blue. It features a small circle at the top left of the letter's stem, indicating the starting point for writing.



A printed lowercase letter 'g' in a bold green font.



A cursive uppercase letter 'G' drawn in red. It features a small circle at the top left of the letter's stem, indicating the starting point for writing.



A printed uppercase letter 'G' in a bold green font.




A blue cursive lowercase letter 'h' is shown on a grid. It starts with a small circle at the bottom left, indicating the starting point. The letter has a tall, rounded stem that curves to the right at the top, and a shorter, curved tail that extends to the right from the base of the stem.



A red cursive uppercase letter 'H' is shown on a grid. It starts with a small circle at the top left, indicating the starting point. The letter has a tall, rounded stem that curves to the right at the top, and a shorter, curved tail that extends to the right from the base of the stem.



A green printed lowercase letter 'h' is shown on a grid. It consists of a vertical stem on the left and a curved tail on the right that starts from the middle of the stem and curves downwards and to the right.



A green printed uppercase letter 'H' is shown on a grid. It consists of two vertical stems on the left and right, connected by a horizontal bar in the middle.



i

J

i

I

j


j

J


J




A blue cursive lowercase letter 'k' is shown on a grid. It features a small circle at the bottom left of the vertical stem, indicating the starting point for writing. The letter has a tall, rounded upper loop and a smaller, rounded lower loop.




A red cursive uppercase letter 'K' is shown on a grid. It features a small circle at the top left of the vertical stem, indicating the starting point for writing. The letter has a tall, rounded upper loop and a smaller, rounded lower loop.



A green block lowercase letter 'k' is shown on a grid. It consists of a vertical stem and two diagonal strokes extending from the middle of the stem to the right.



A green block uppercase letter 'K' is shown on a grid. It consists of a vertical stem and two diagonal strokes extending from the top of the stem to the right.








m



M

m





M

A blue cursive lowercase letter 'n' is shown on a set of four horizontal blue lines. A small blue circle with a dot inside is positioned at the top left of the letter, indicating the starting point for writing.A red cursive uppercase letter 'N' is shown on a set of four horizontal blue lines. A small red circle with a dot inside is positioned at the bottom left of the letter, indicating the starting point for writing.A green printed lowercase letter 'n' is shown on a set of four horizontal blue lines. The letter is positioned between the second and third lines from the top.A green printed uppercase letter 'N' is shown on a set of four horizontal blue lines. The letter is positioned between the second and third lines from the top.









n


R

r



R



s



S





u

U

u

U







w

W

w


W









A cursive lowercase letter 'y' drawn in blue ink. It features a small circle at the top left of the first stroke, indicating the starting point for writing. The letter has a loop at the top and a tail that extends downwards and to the right.



A printed lowercase letter 'y' in a bold, green, sans-serif font.



A cursive uppercase letter 'Y' drawn in red ink. It features a small circle at the top left of the first stroke, indicating the starting point for writing. The letter has a loop at the top and a tail that extends downwards and to the right.



A printed uppercase letter 'Y' in a bold, green, sans-serif font.

